

CSCI 210: Computer Architecture

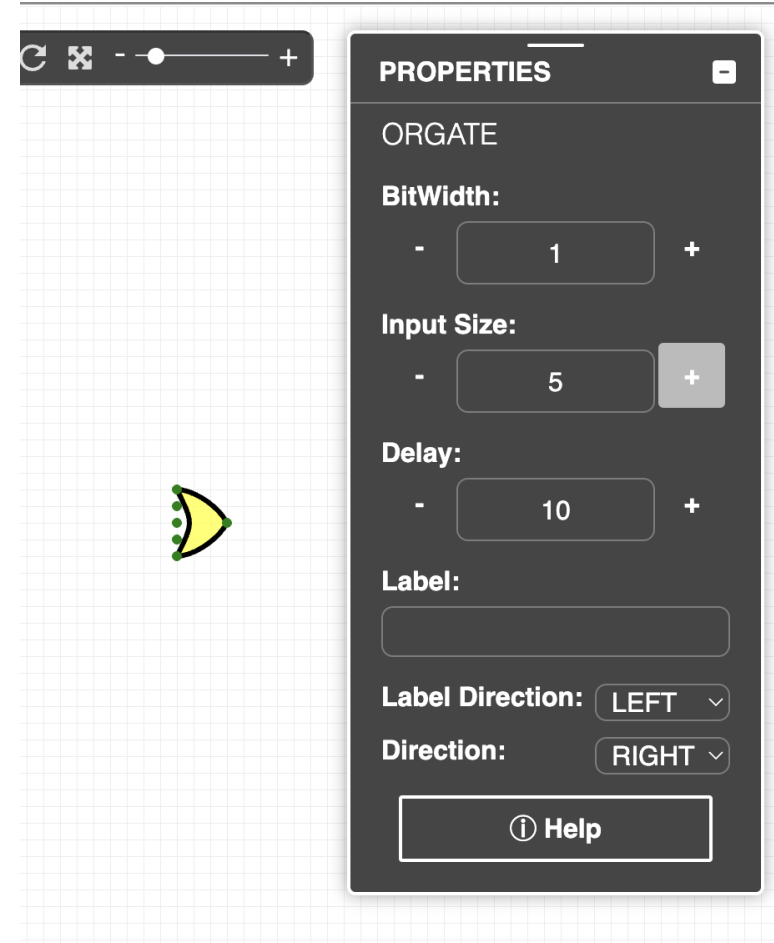
Lecture 20: Performance

Stephen Checkoway

Slides from Cynthia Taylor

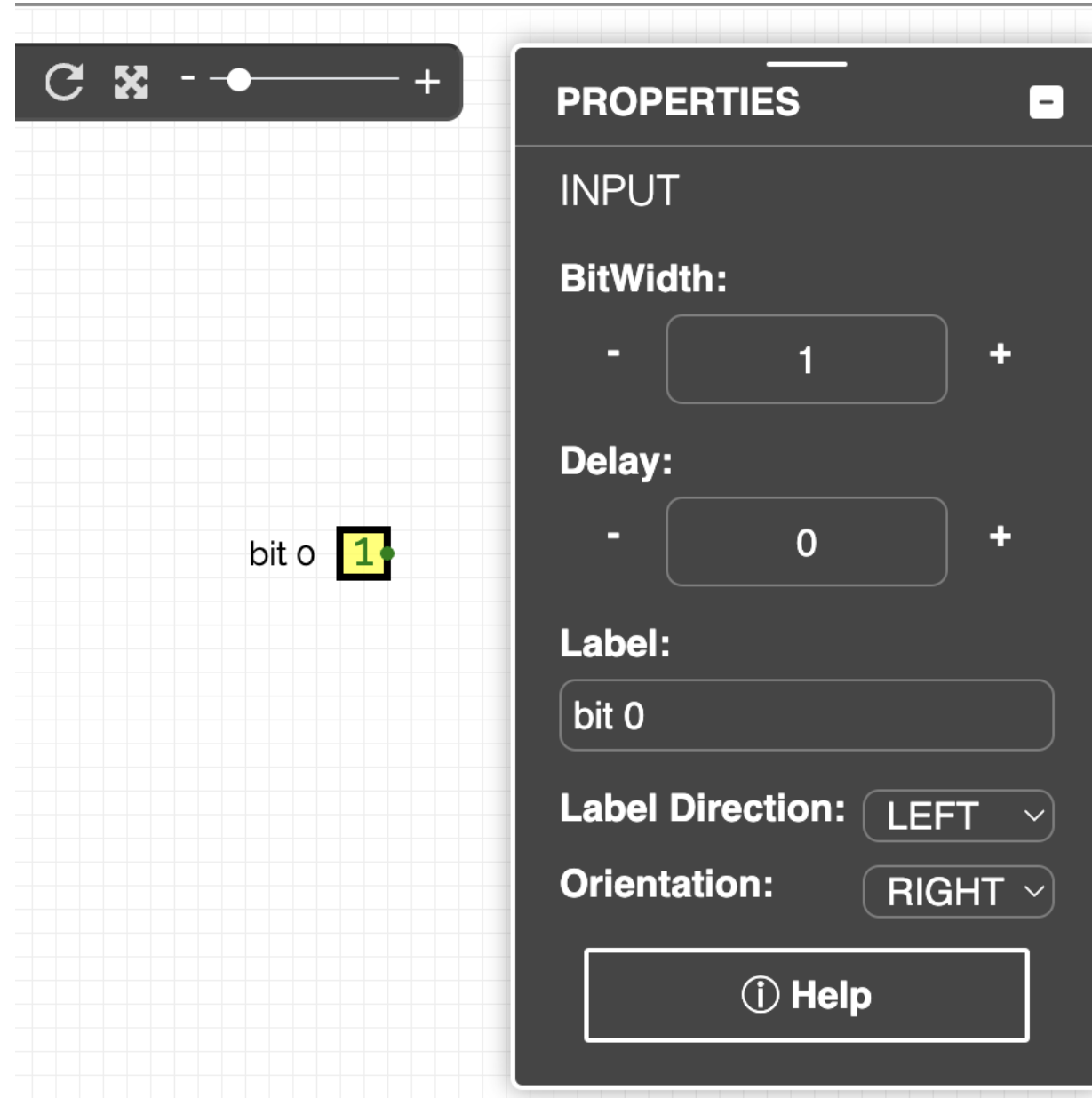
Circuitverse Tips

- Add more inputs to the gates if you're combining lots of inputs



Circuitverse Tips

- Circuitverse will reorder inputs and outputs for subcircuits
- Label your inputs and outputs so you can tell what they are



Circuitverse/Lab Questions?

CS History: Performance

	Millions of Instructions per Second	Instructions per cycle	Instructions per cycle per core	Year
UNIVAC I	0.002	0.0008	0.0008	1951
IBM 7030 ("Stretch")	1.200	0.364	0.364	1961
VAX-11/780	1.000 MIPS	0.2	0.2	1977
Intel i860	25 MIPS	1	1	1989
Intel Core i7 3770K (4-core)	106,924 MIPS	27.4	6.9	2012
Raspberry Pi 2 (quad-core ARM Cortex A7)	4,744 MIPS	4.744	1.186	2014
Intel Core i5-11600K (6-core)	346,350 MIPS	57.72	11.73	2021

Note: Millions of instructions per second is a misleading metric as it does not tell us what the instructions do

Measures of “Performance”

- Execution Time
- Frame Rate
- Throughput (operations/time)
- Responsiveness
- Performance / Cost
- Performance / Power

Match (**Best**) Performance Metric to Domain

Performance Metrics

1. Network Bandwidth (data/sec)
2. Network Latency (ms per roundtrip)
3. Frame Rate (frames/sec)
4. Throughput (operations/sec)

	Online Games	High-def video	Torrent Download	Server Cluster
A	4	3	1	2
B	4	1	3	2
C	2	1	3	4
D	2	3	1	4
E	None of the above			

Metrics for running a program

- Execution Time – how long does it take to run?
- CPI – (clock) cycles per instruction
- Instruction Count – how many instructions does it have?
- Clock cycle time

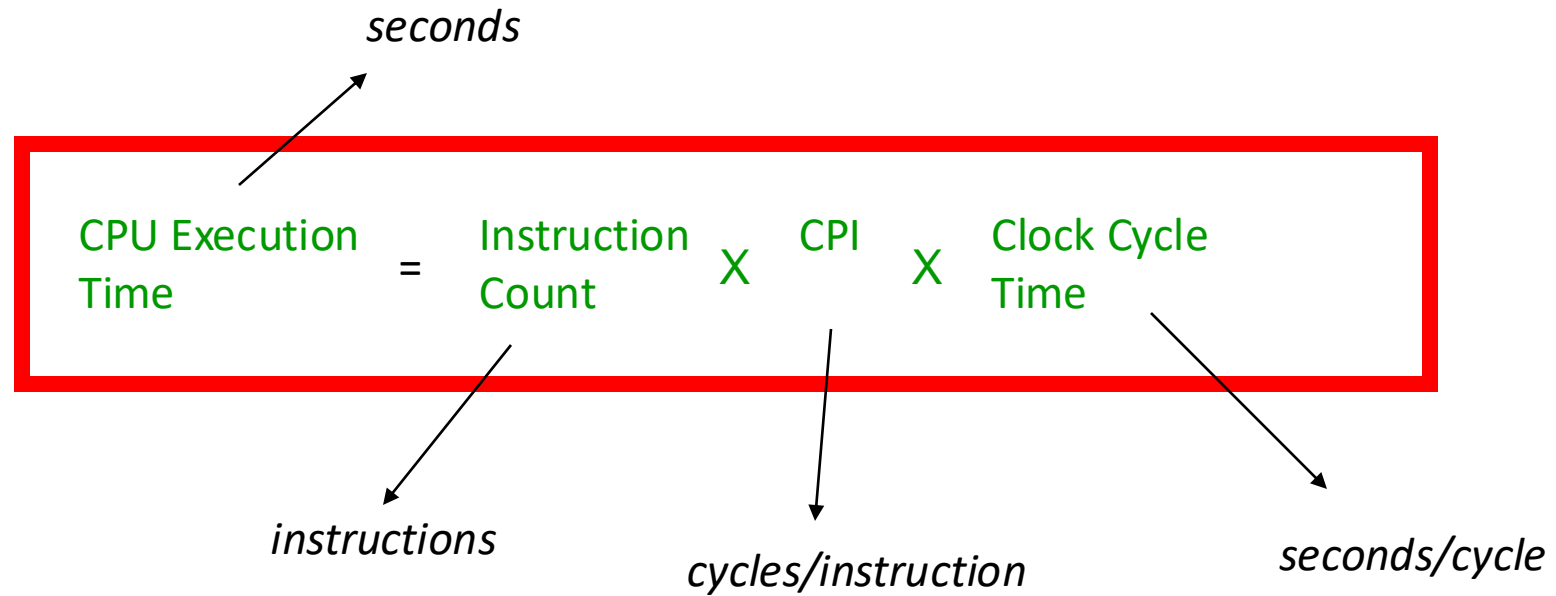
A note on cycles per instruction

- Different instructions can take different lengths of time.
 - Multiplication and division take longer than arithmetic and logical operations
 - Floating point takes longer than integer operations
 - Memory instructions take longer than everything else

All Together Now

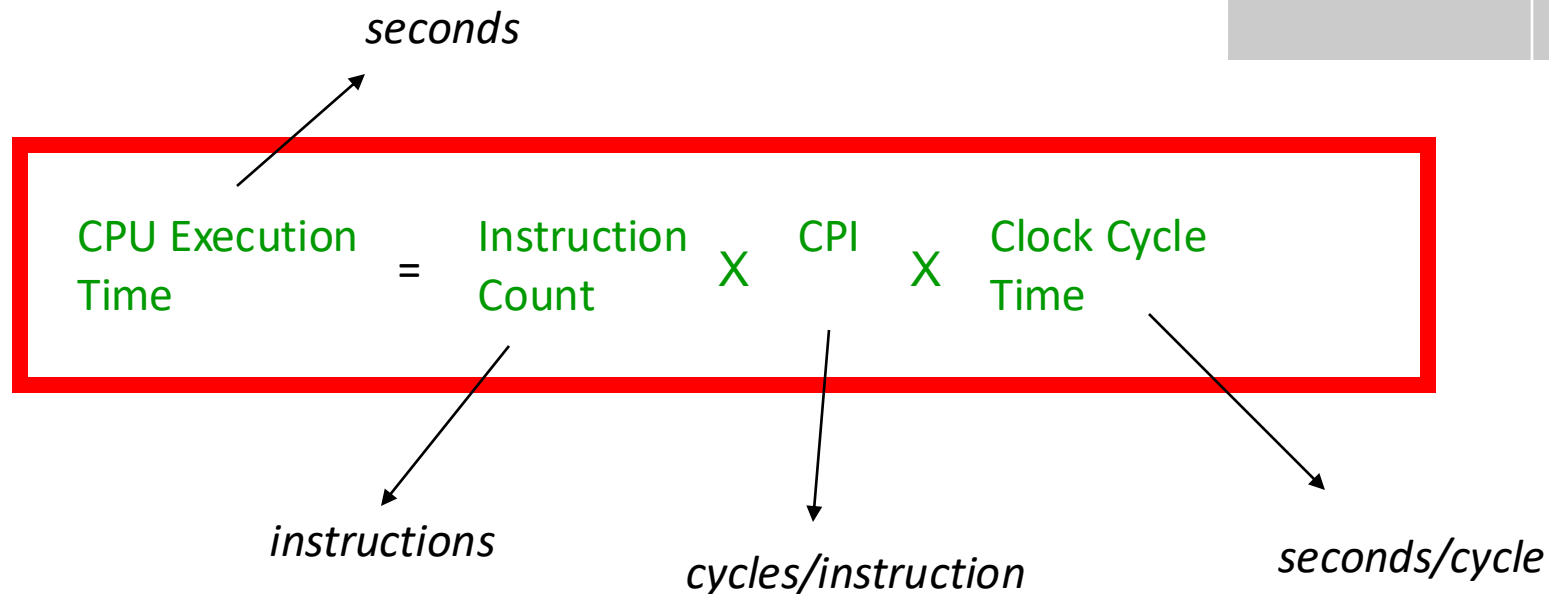
$$\text{CPU Execution Time} = \text{Instruction Count} \times \text{CPI} \times \text{Clock Cycle Time}$$

All Together Now



- You have a 1 billion (10^9) instruction program, a 500 MHz processor, and an execution time of 3 seconds. What is the CPI for this program?
- Note that 1 MHz = 1 million (10^6) cycles per second

Selection	CPI
A	3
B	15
C	1.5
D	$15 \cdot 10^9$
E	None of the above



Who Affects Performance?

$$\text{CPU Execution Time} = \text{Instruction Count}^{\text{IC}} \times \text{CPI} \times \text{Clock Cycle Time}^{\text{CT}}$$

- There are a number of people involved in processor / programming design
- Each of these elements of the performance equation can be impacted by different designer(s)
- Next slides will be about who can impact what.

Who Affects Performance?

$$\text{CPU Execution Time} = \overset{\text{IC}}{\text{Instruction Count}} \times \text{CPI} \times \overset{\text{CT}}{\text{Clock Cycle Time}}$$

- What can a programmer influence?

Selection	Impacts
A	IC
B	IC, CPI
C	IC, CPI, and CT
D	IC and CT
E	None of the above

Who Affects Performance?

$$\text{CPU Execution Time} = \overset{\text{IC}}{\text{Instruction Count}} \times \text{CPI} \times \overset{\text{CT}}{\text{Clock Cycle Time}}$$

- What can a compiler influence?

Selection	Impacts
A	IC
B	IC, CPI
C	IC, CPI, and CT
D	CPI and CT
E	None of the above

Who Affects Performance?

$$\text{CPU Execution Time} = \overset{\text{IC}}{\text{Instruction Count}} \times \text{CPI} \times \overset{\text{CT}}{\text{Clock Cycle Time}}$$

- What can an instruction set architect influence?

Selection	Impacts
A	IC
B	IC, CPI
C	IC, CPI, and CT
D	CPI and CT
E	None of the above

Who Affects Performance?

$$\text{CPU Execution Time} = \overset{\text{IC}}{\text{Instruction Count}} \times \text{CPI} \times \overset{\text{CT}}{\text{Clock Cycle Time}}$$

- What can a hardware designer influence? Assume they are designing a chip for a fixed ISA.

Selection	Impacts
A	IC
B	IC, CPI
C	IC, CPI, and CT
D	CPI and CT
E	None of the above

If we run two different programs on the same machine, how do the number of instructions, CPI, and clock cycle time compare?

	Number of instructions	CPI	Clock cycle time
A	Same	Same	Same
B	Different	Same	Same
C	Different	Different	Same
D	Different	Different	Different
E	Different	Same	Different

If we run the same program on two different machines with different ISAs, how do the number of instructions, CPI, and clock cycle time compare?

	Number of instructions	CPI	Clock cycle time
A	Same	Same	Same
B	Same	Same	Different
C	Same	Different	Different
D	Different	Different	Different
E	Different	Same	Same

If we run the same program on two different machines with the same ISA, how do the number of instructions, CPI, and clock cycle time compare?

	Number of instructions	CPI	Clock cycle time
A	Same	Same	Same
B	Same	Same	Different
C	Same	Different	Different
D	Different	Different	Different
E	Different	Same	Same

How we can measure CPU performance

- Millions of instructions per second
- Performance on benchmarks—programs designed to measure performance
- Performance on real programs

MIPS (not the name of the architecture)

MIPS = Millions of Instructions Per Second

= Instruction Count

Execution Time * 10⁶

= Clock rate

CPI * 10⁶

- program-dependent
- deceptive

Speedup

- Often want to compare performance of one machine against another

$$\text{Performance} = \frac{1}{\text{Execution Time}}$$

$$\text{Speedup (A over B)} = \frac{\text{Performance}_A}{\text{Performance}_B}$$

$$\text{Speedup (A over B)} = \frac{ET_B}{ET_A}$$

Amdahl's Law

$$\text{Execution time after improvement} = \frac{\text{Execution Time Affected}}{\text{Amount of Improvement}} + \text{Execution Time Unaffected}$$

Amdahl's Law and Parallelism

- Our program is **90% parallelizable** (segment of code executable in parallel on multiple cores) and runs in **100 seconds** with a single core. What is the execution time if you use **4 cores** (assume no overhead for parallelization)?

$$\text{Execution time after improvement} = \frac{\text{Execution Time Affected}}{\text{Amount of Improvement}} + \text{Execution Time Unaffected}$$

Selection	Execution Time
A	25 seconds
B	32.5 seconds
C	50 seconds
D	92.5 seconds
E	None of the above

Amdahl's Law

- So what does Amdahl's Law *mean* at a high level?

Selection	"BEST" message from Amdahl's Law
A	Parallel programming is critical for improving performance
B	Improving serial code execution is ultimately the most important goal.
C	Performance is strictly tied to the ability to determine which percentage of code is parallelizable.
D	The impact of a performance improvement is limited by the percent of execution time affected by the improvement
E	None of the above

Key Points

- Be careful how you specify “performance”
- Execution time = $IC * CPI * CT$
- Use real applications, if possible
- Make the common case fast